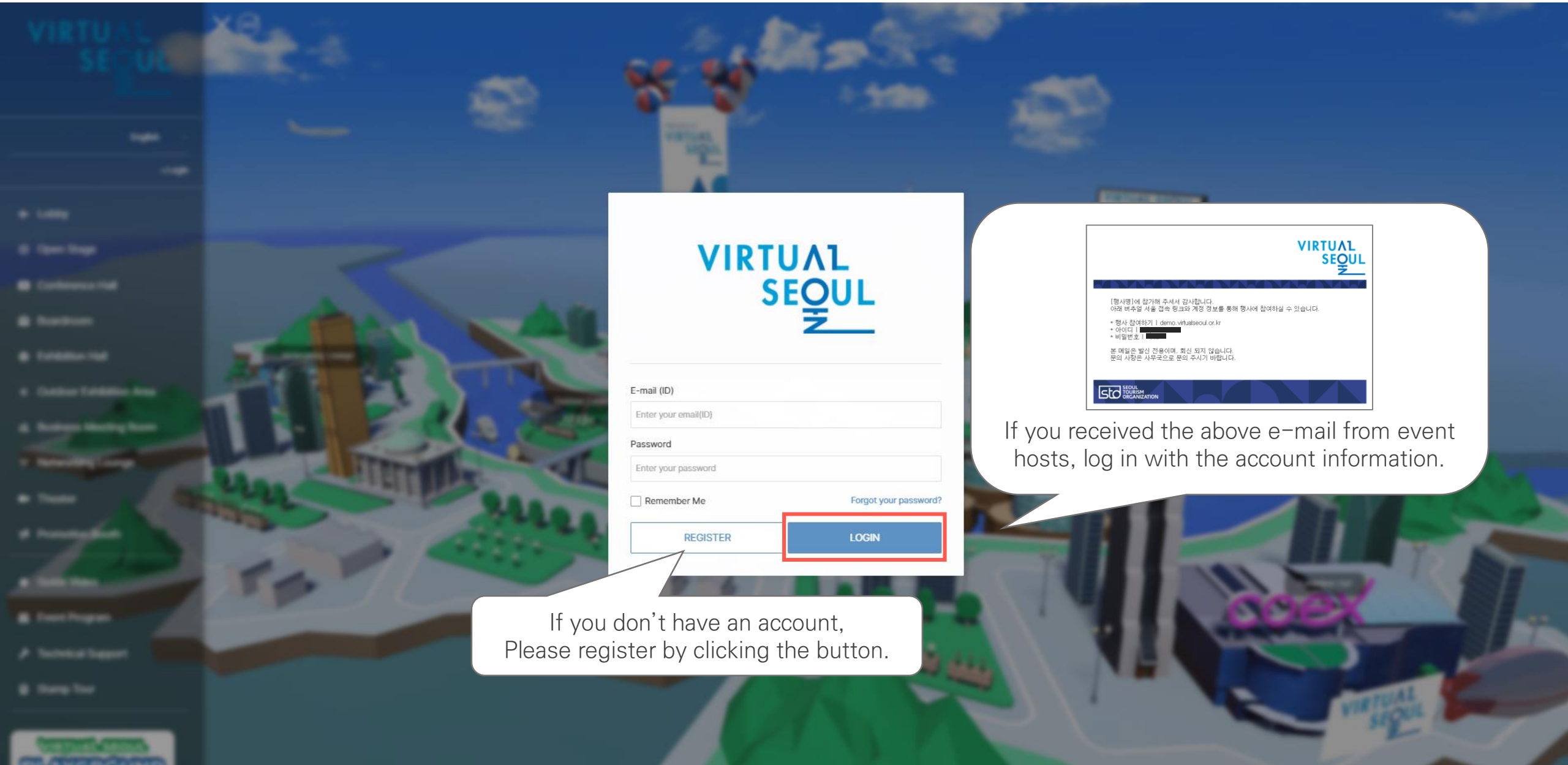




Virtual Seoul 2.0

-User Guide-

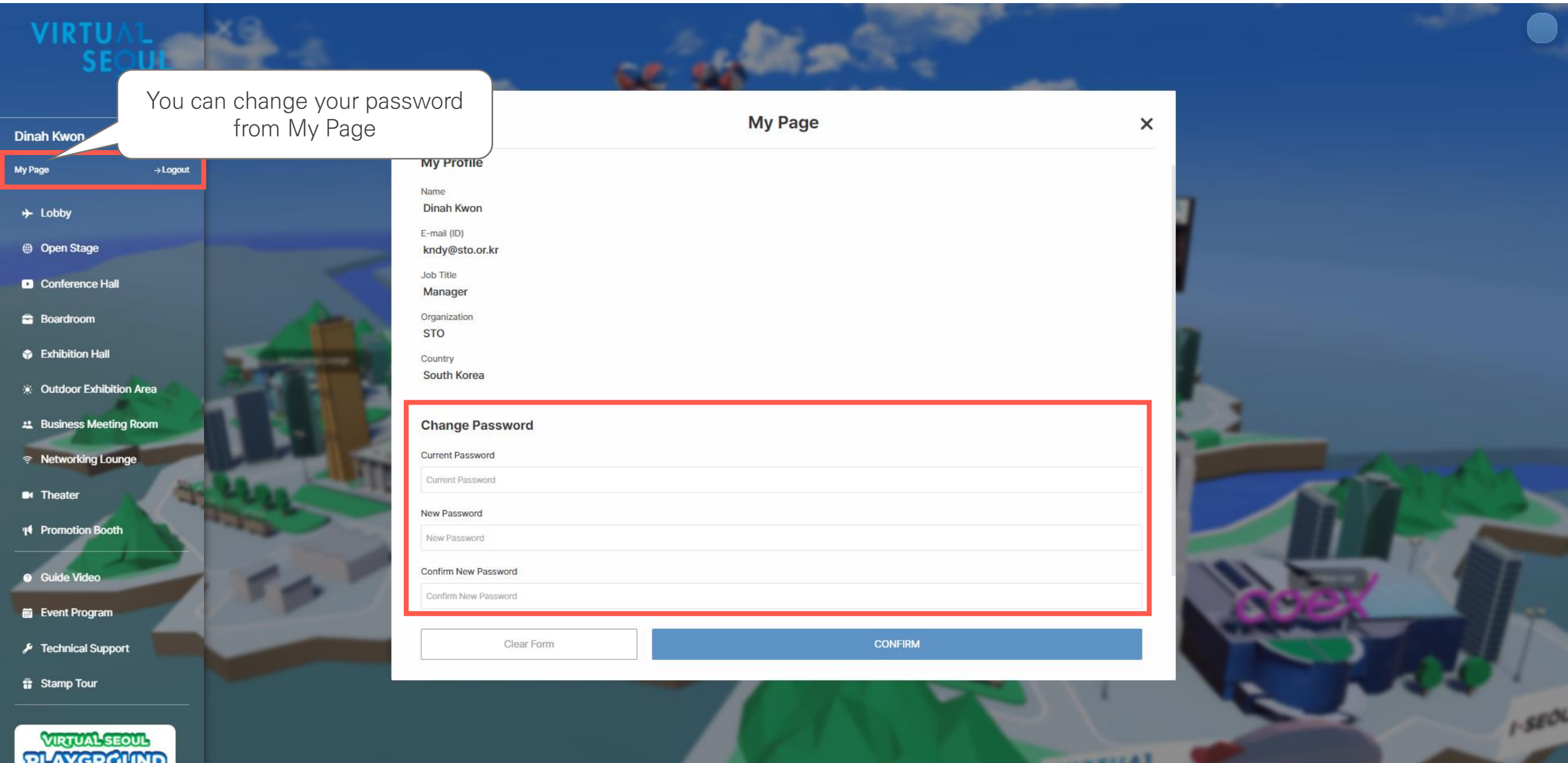
1. Access Virtual Seoul (Log in)



If you don't have an account, Please register by clicking the button.

If you received the above e-mail from event hosts, log in with the account information.

1. Access Virtual Seoul (Changing the password)



You can change your password from My Page

My Page

My Profile

Name
Dinah Kwon

E-mail (ID)
kndy@sto.or.kr

Job Title
Manager

Organization
STO

Country
South Korea

Change Password

Current Password

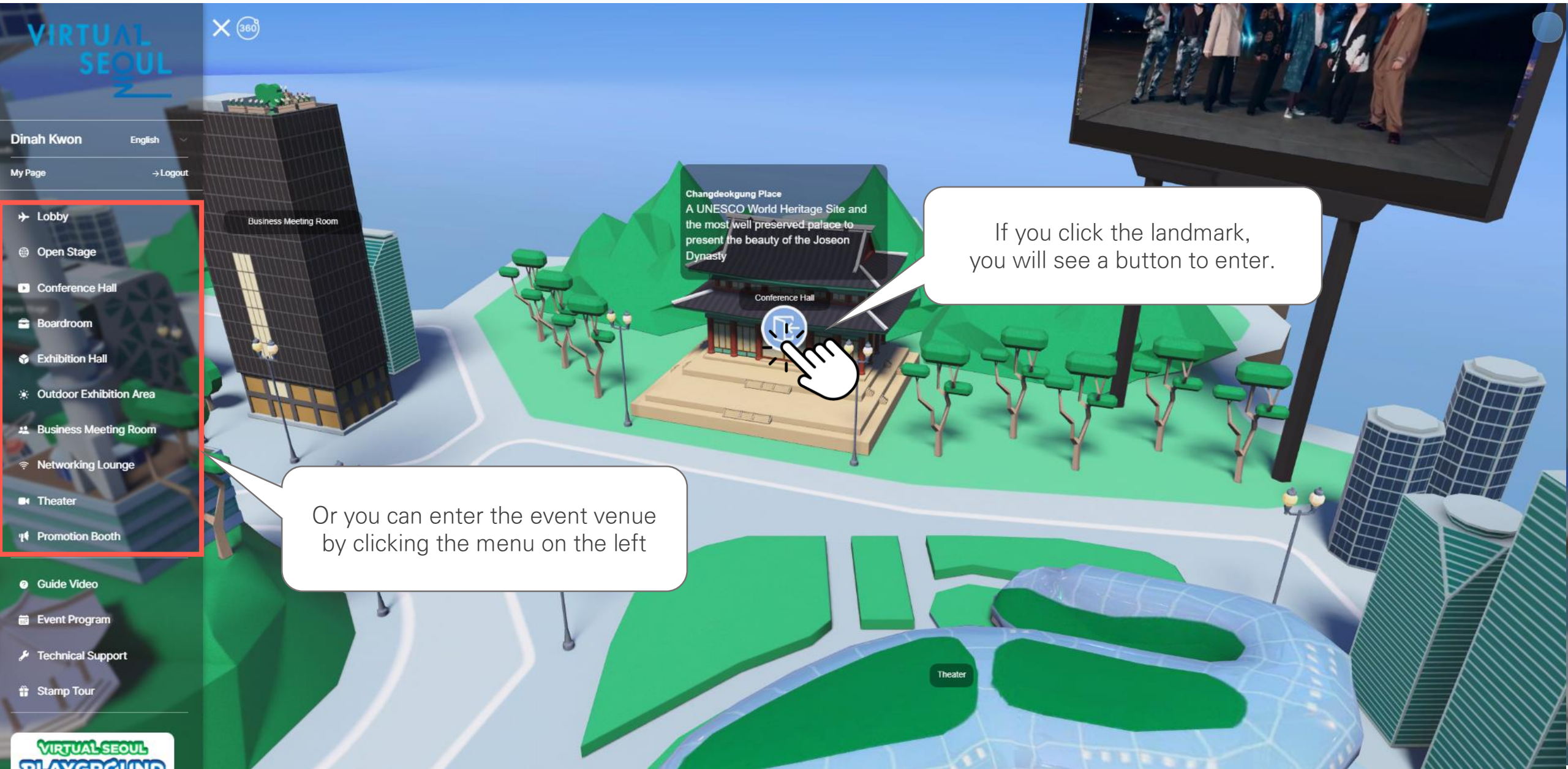
New Password

Confirm New Password

1. Access Virtual Seoul (Lobby)



1. Access Virtual Seoul (Enter the event venue)



1. Access Virtual Seoul (Message box)

Message Box

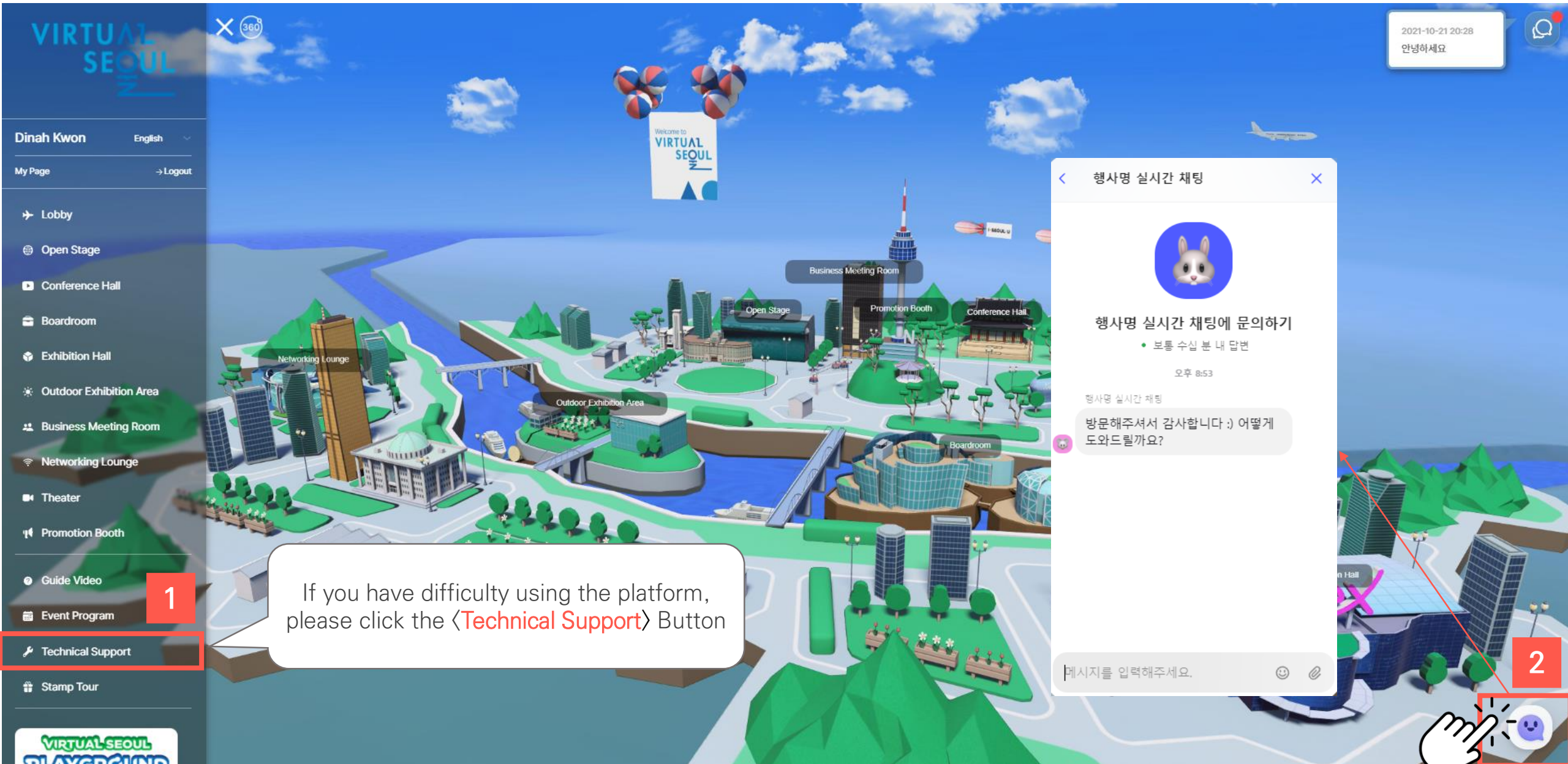
The screenshot displays the Virtual Seoul Playground interface. On the left is a navigation menu with the following items: Dinah Kwon (English), My Page (Logout), Lobby, Open Stage, Conference Hall, Boardroom, Exhibition Hall, Outdoor Exhibition Area, Business Meeting Room, Networking Lounge, Theater, Promotion Booth, Guide Video, Event Program, Technical Support, and Stamp Tour. The main area shows a 3D cityscape with various buildings and zones labeled: Networking Lounge, Outdoor Exhibition Area, Business Meeting Room, Open Stage, and Promotion Booth. A 'Welcome to VIRTUAL SEOUL' sign is visible in the sky. In the top right corner, a notification bubble shows the date '2021-10-21 20:28' and the message '안녕하세요'. A hand icon points to this notification. A '대화방 목록' (Message List) window is open, displaying a list of messages:

대화방 목록	
● 공지 메시지	
안녕하세요	
박성봉	
정석원	
oksang	
이정로	2021-10-19 11:39
안녕하세요	
조옥상	
saeyoung choi	2021-10-20 20:39

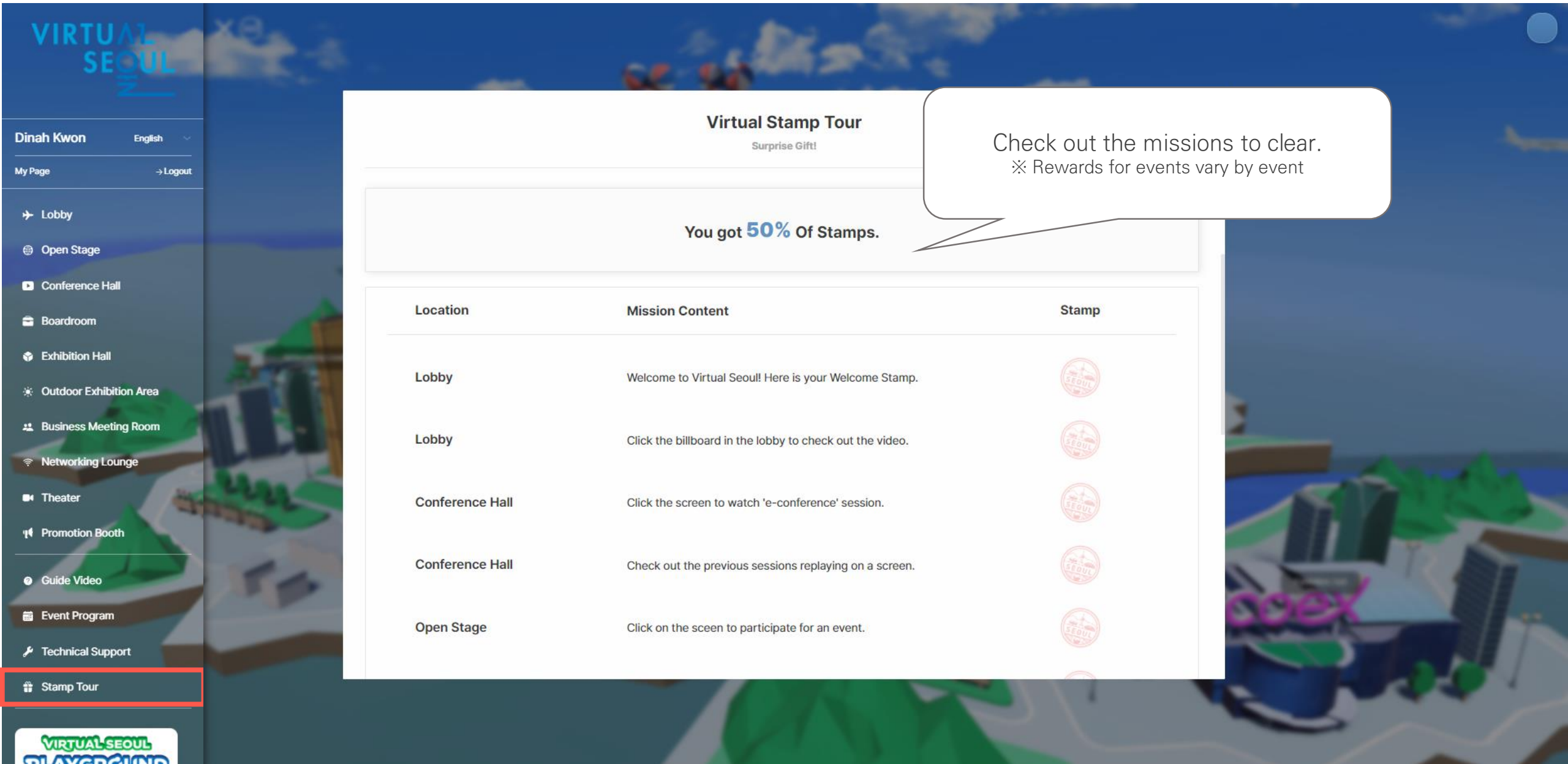
A callout box with the text 'You can check out the notification & message for you by clicking the button on the top right corner' points to the notification bubble. At the bottom right, there is a chat icon and a 'VIRTUAL SEOUL PLAYGROUND' logo.

1. 버추얼 서울 접속하기(Technical Support)

Technical Support



1. Access Virtual Seoul (Stamp Tour)








Virtual Stamp Tour

Surprise Gift!

You got **50%** Of Stamps.

Check out the missions to clear.
※ Rewards for events vary by event

Location	Mission Content	Stamp
Lobby	Welcome to Virtual Seoul! Here is your Welcome Stamp.	
Lobby	Click the billboard in the lobby to check out the video.	
Conference Hall	Click the screen to watch 'e-conference' session.	
Conference Hall	Check out the previous sessions replaying on a screen.	
Open Stage	Click on the sceen to participate for an event.	

2. e-Conference (Check out the event program)

Event Program

The screenshot displays the 'VIRTUAL SEOUL PLAYGROUND' interface. On the left, a navigation menu lists various virtual spaces, with 'Event Program' highlighted in red. The main content area shows the 'Program Schedule' for 'Day 3 Oct 21st'. A table lists events with columns for Time, Program, Location, and Documents. A red box highlights the 'Open Stage' location for the first event, and another red box highlights a document icon in the 'Documents' column for the second event. A third red box highlights the 'Event Program' menu item. Three callout boxes provide instructions: one pointing to the 'Open Stage' location, one pointing to the document icon, and one pointing to the 'Event Program' menu item.

Program Schedule

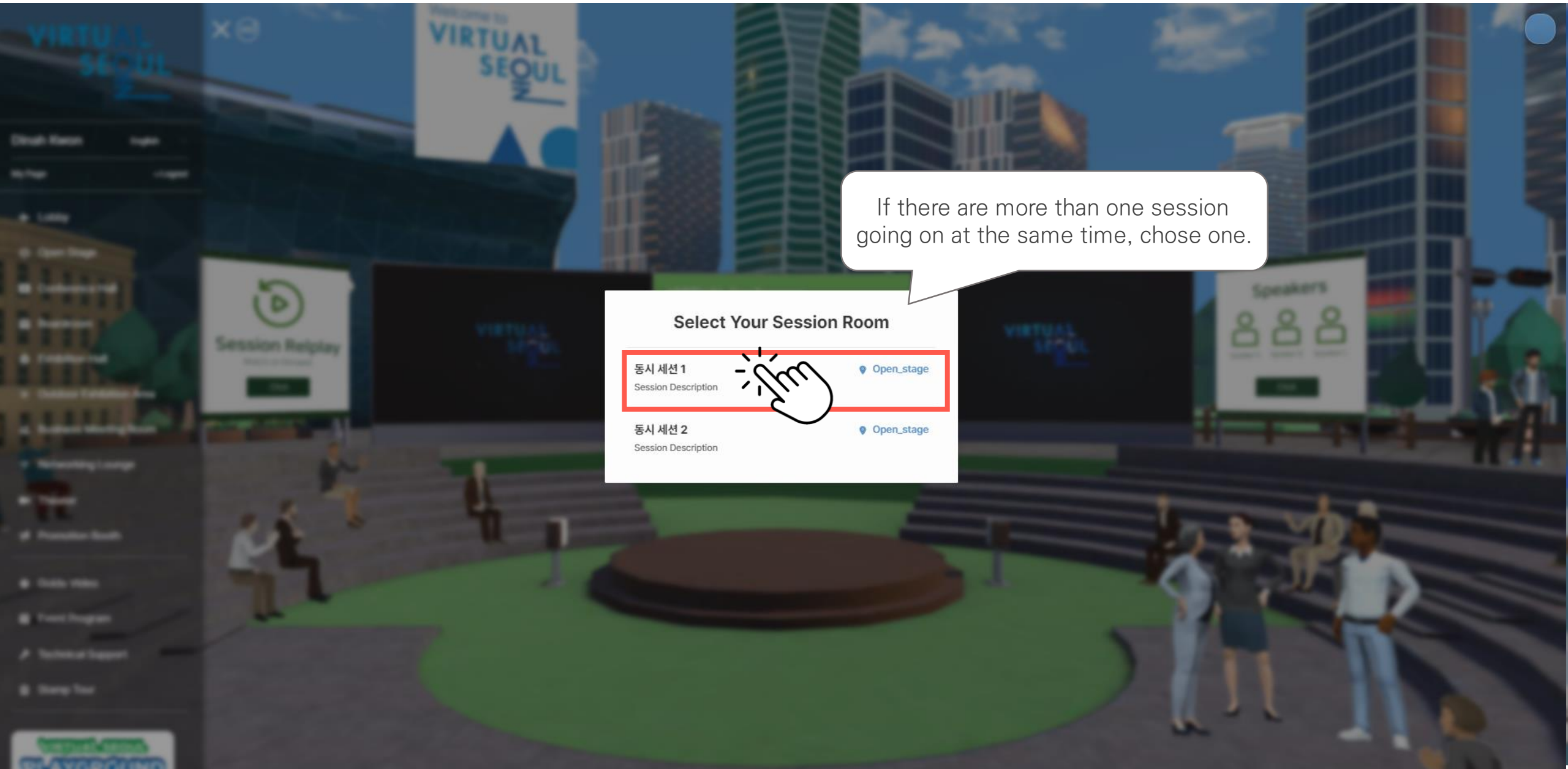
Time	Program	Location	Documents
07:00 - 22:00	동시 세션 1 Kimberly (ABC Institution, CFO, Singapore)	Open Stage	
07:00 - 13:00	강연 A Speaker Kimberly (ABC Institution, CFO, Singapore)		
13:00 - 22:00	강연 B Speaker Charlie (ABC Organization, CEO, Singapore)		
07:00 - 22:00	동시 세션 2 Kimberly (ABC Institution, CFO, Singapore)	Open Stage	
07:00 - 13:00	강연 C Speaker Kimberly (ABC Institution, CFO, Singapore)		
13:00 - 22:00	강연 D Speaker Charlie (ABC Organization, CEO, Singapore)		

At the bottom of the left menu, Click **<Event Program>**

Move to the event venue to participate the program you want.


You can download related documents.

2. e-Conference (Participate in sessions)



If there are more than one session going on at the same time, chose one.

Select Your Session Room

동시 세션 1 Session Description		Open_stage
동시 세션 2 Session Description		Open_stage

2. e-Conference (Participate in sessions)



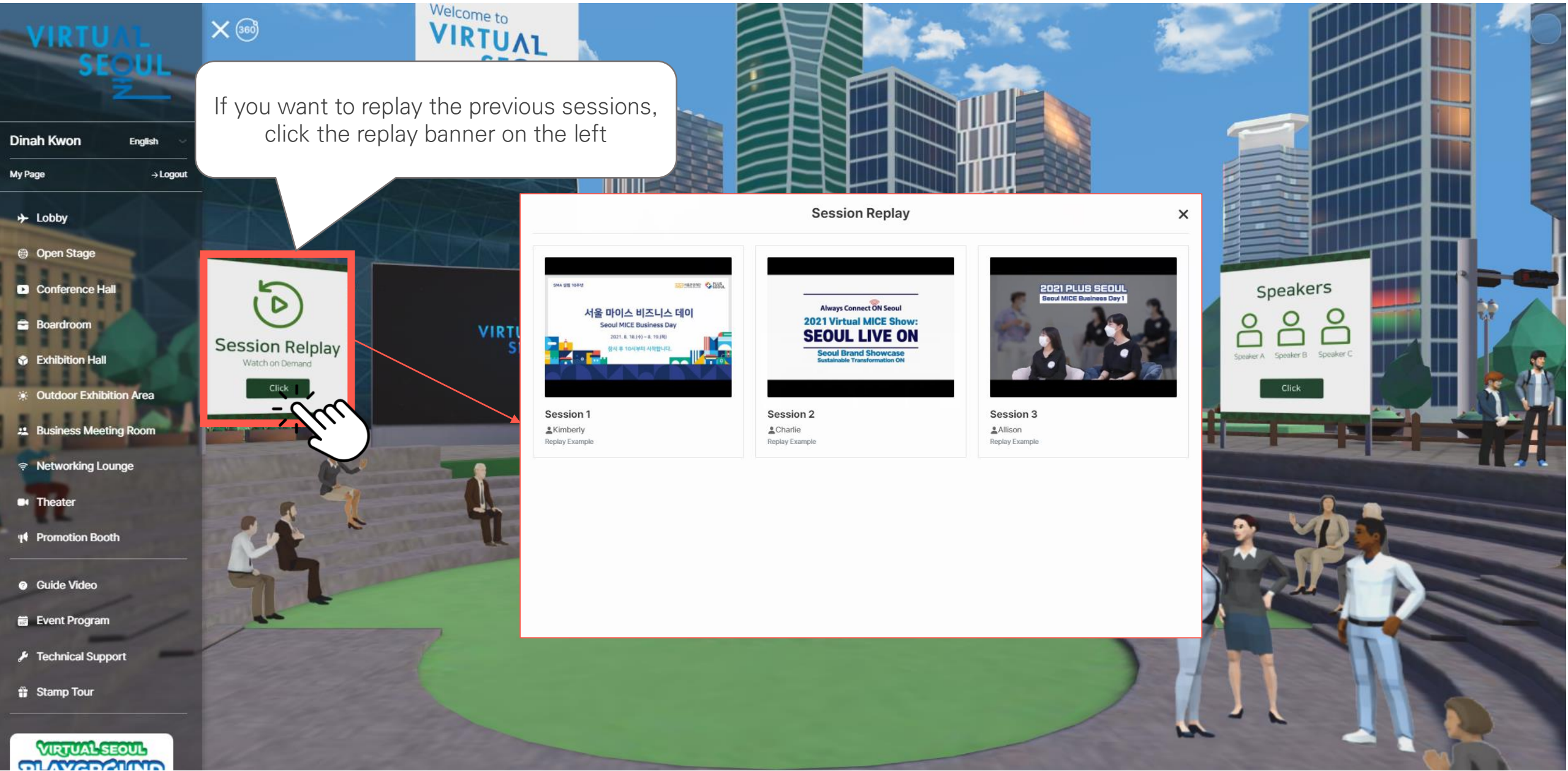
2. e-Conference (Participate in sessions)

You can watch live streaming or recorded videos.


The screenshot shows a virtual conference window titled '강연 B' (Session B). The main content area features a promotional banner for 'Always Connect ON Seoul' and '2021 Virtual MICE Show: SEOUL LIVE ON', with the subtitle 'Seoul Brand Showcase Sustainable Transformation ON'. Below the banner, the session title '강연 B' and the speaker's name '동시세션 예시 / Charlie, CFO of ABC Institution' are displayed. On the right side, there is a chat window with two messages from 'Dinah Kwon' dated 2021-10-20. The first message is at 17:27 and the second is at 19:18. Below the chat, there is a text input field with a placeholder 'To send the message, Press Control + Enter key.' and a green 'Submit' button. A red box highlights the chat input area.

QnA is also available via real-time chat.

2. e-Conference (Replay the previous sessions)




2. e-Conference (Speaker Information)




2. e-Conference (Participate in sessions)

Changdeokgung Palace

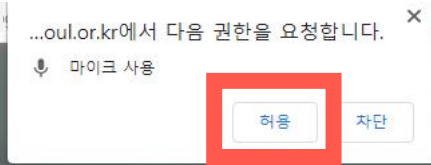


2. e-Conference (Participate in sessions)

Some Sevit



2. e-Conference (Join the Webinar)



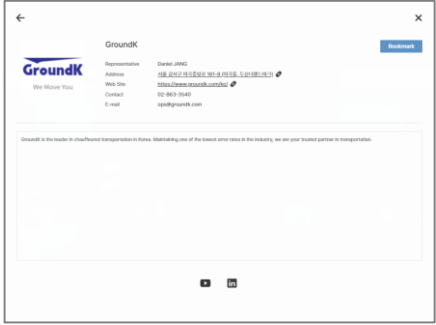
If you receive a permission request message, click **[Allow]** microphone.

You can join the webinar session.

3. Virtual Exhibition (Exhibition Hall)

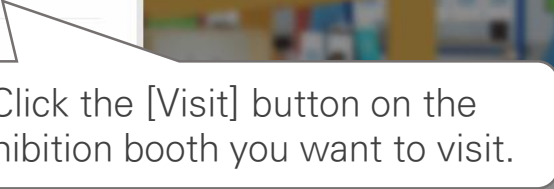


3. Virtual Exhibition (Visit Exhibition booths)



Corporate information appears when clicking on the company name.

< 마이스 산업관 >				
Category2		Category3		Type to Search
Company Name		Company Introduction	Bookmark	Booth
Korea travel & DMC	sponsor	We were established in 2016. We specialize in VIP's customizer trips to reflect the requests of each person who comes to Korea. If you come to Korea with FNF Korea travel & DMC, you will be able to make wonderful memories that will last a lifetime.		VISIT →
2 GroundK	sponsor	GroundK is the leader in chauffeured transportation in Korea. Maintaining one of the lowest error rates in the industry, we are your trusted partner in transportation.		VISIT →
3 ELAND CRUISE	sponsor	Han River Cruise, ELAND CRUISE is the only one river cruise company in Seoul, Korea. E.CRUISE can be the best Unique Venue for banquets, meetings and corporate parties as well as the best Tour Program for sightseeing.		
4 커뮤니티스타	sponsor	We provide various forms of support that include quality interpretation, translation and emcee services depending on circumstances required for clients that will allow your events to run successfully with memorable confidence and high-quality care.		VISIT →
5 GOLDEDN BLUE MARINA		Golden Blue Marina is the largest water leisure company in the Han River that aims to promote the beauty of the river to the world.		VISIT →



Click the [Visit] button on the exhibition booth you want to visit.

3. Virtual Exhibition (Visit Exhibition booths)



3. Virtual Exhibition (Visit Exhibition booths)



360

Introduction Video

T-RiseUp

Customer Relationship

Booking

Dispatch

Concierge App

Watch Promotional Video

www.groundk.com

We guarantee the discreet, safety and reliable services

Chauffeur Limousine Service in Seoul Korea.

Zoom in by clicking the images

Name 박성봉

E-mail sbpark@salin.co.kr

Job Title 사장

Organization

Address

Country 한국

SAVE


Send your message & digital business card

Move to the purchase page by clicking

3. Virtual Exhibition (Visit Exhibition booths)

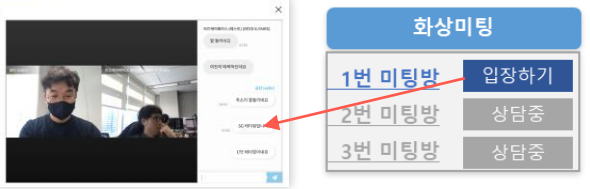


Watch Live-commerce



Visit website

1:1 Biz Meeting with exhibitors



화상미팅	
1번 미팅방	입장하기
2번 미팅방	상담중
3번 미팅방	상담중

Download Brochures

- 브로셔1
- 브로셔2
- 브로셔3

Check out the Information

4. PSA (1:1 Business Meeting)



4. PSA (Check out My PSA Schedule)

My PSA Schedule

[Enter] button will be activated when the scheduled time comes.

※ Meetings between buyer-sellers are made via separate matching system before the event period.

Day 1 Oct 20 Day 2 Oct 20 Day 5 Oct 21

Time	Company	Name	Position	Country	City	Meeting	Results
10:00-11:00	Salin	Jason Kim	CEO	Korea	Seoul	<input type="button" value="Enter"/>	<input type="button" value="Submit"/>
11:00-11:30	GroundK Co.,Ltd.	Daniel JANG	CEO	Korea	Seoul	<input type="button" value="Enter"/>	<input type="button" value="Submit"/>
13:00-13:30					Seoul	<input type="button" value="Enter"/>	<input type="button" value="Submit"/>
14:00-14:30					Seoul	<input type="button" value="Enter"/>	<input type="button" value="Submit"/>
15:00-15:30					Seoul	<input type="button" value="Enter"/>	<input type="button" value="Submit"/>
15:30-16:00					Seoul	<input type="button" value="Enter"/>	<input type="button" value="Submit"/>

상담중

PSA Meeting

4. PSA (Send Results of Business Meeting)

The screenshot displays the 'My PSA Schedule' interface. At the top, it shows 'My PSA Schedule' with a close button (X) and 'Company Name Here'. Below this, there are tabs for 'Day 1 Oct 20', 'Day 2 Oct 20', 'Day 3 Oct 20', and 'Day 4 Oct 20'. A time zone indicator '(GMT) Western Europe Time, London, Lisbon,' is visible. The main table lists meetings with columns for Time, Company, Name, Position, Country, City, Meeting, and Result. The first row shows a meeting at 10:00-11:00 with 'Salin' as the company, 'Jason Kim' as the name, 'CEO' as the position, 'Korea' as the country, and 'Seoul' as the city. The 'Meeting' column has a green 'Enter' button, and the 'Result' column has a blue 'Submit' button. A red box highlights the 'Submit' button, with a hand icon pointing to it. A callout bubble points to this button with the text: 'After the meeting, Click the [Submit] button to send results.'

Time	Company	Name	Position	Country	City	Meeting	Result
10:00-11:00	Salin	Jason Kim	CEO	Korea	Seoul	Enter	Submit
11:00-11:30	Group				Seoul	Enter	Submit
13:00-13:30	ELA				Seoul	Enter	Submit
14:00-14:30	FNF K				Seoul	Enter	Submit
15:00-15:30	Comr				Seoul	Enter	Submit
15:30-16:00	S				Seoul	Enter	Submit

Meeting Results

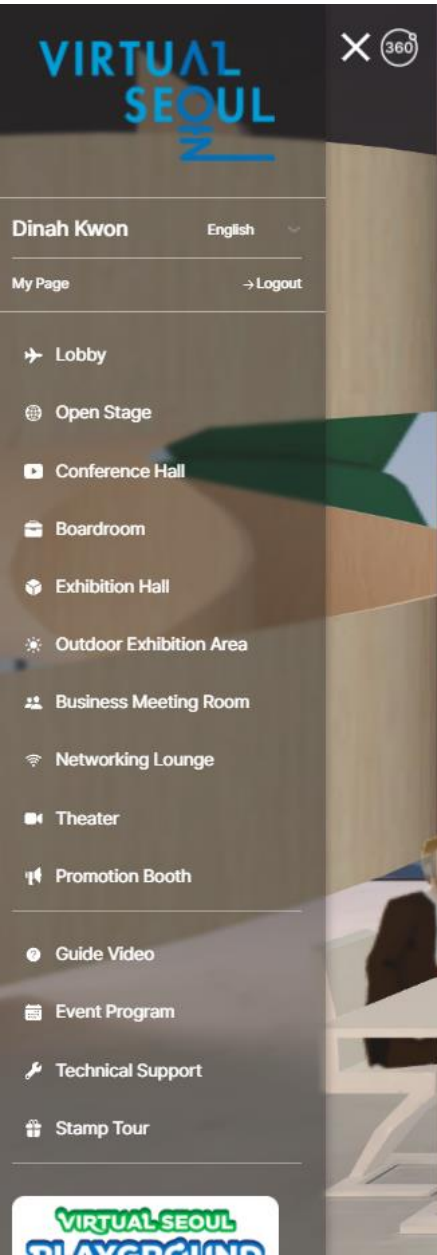
Rate your experience!

★★★★★

It was successful business meeting

Submit

4. PSA (Changing My Status)



VIRTUAL SEOUL 2.0

360

Dinah Kwon English

My Page → Logout


- Lobby
- Open Stage
- Conference Hall
- Boardroom
- Exhibition Hall
- Outdoor Exhibition Area
- Business Meeting Room
- Networking Lounge
- Theater
- Promotion Booth
- Guide Video
- Event Program
- Technical Support
- Stamp Tour

VIRTUAL SEOUL 2.0

1

My Status

On



You can change your status to <On> in case of a no-show

2

And check out the <Meeting Lounge> by clicking the kiosk on the right



4. PSA (Meeting Lounge)



Check Message box

Meeting Lounge


Check buyers/sellers who are available for business meeting now

Request 1:1 Business meeting to the buyer/seller you want

No	Status	Company	Name	Position	Country	City	Meeting	Message
01	Available	Salin	Jason Kim	CEO	Korea	Seoul	Request	Message
02	Available	GroundK Co.,Ltd.	Daniel JANG	CEO	Korea	Seoul	Request	
03	Available	Golden blue marina	KIM JAE HO	CEO	Korea	Seoul	Request	

Or you can send 1:1 chat message

5. Networking between Participants (Group Chat)



Mini game
(Making Korean Name)

Participate in Survey

Group Chat with participants

5. Networking between Participants (1:1 Chating)

The screenshot displays the Virtual Seoul Playground interface. On the left is a navigation menu with the following items: Dinah Kwon, English, My Page, Lobby, Open Stage, Conference Hall, Boardroom, Exhibition Hall, Outdoor Exhibition Area, Business Meeting Room, **Networking Lounge** (highlighted with a red box), Theater, Promotion Booth, Guide Video, Event Program, Technical Support, and Stamp Tour. In the center, a kiosk labeled 'I-SEOUL U' has a '1:1 Meetings' button highlighted with a red box and a hand cursor. On the right, a '1:1 Meetings With Delegates' window is open, showing a table of attendees and a chat window for 'saeyoung choi'.

No	Name	Organization	Country	Contact
01	정석원	살린	한국	[Contact Icon]
02	박성봉	살린	한국	[Contact Icon]
03	S		Hong Kong	[Contact Icon]

1:1 Meetings With Delegates
You can check other attendees' business card and invite them to 1:1 meetings here.

Business Card for 정석원

- Name: 정석원
- E-mail: wonn@salin.co.kr
- Job Title: 매니저
- Organization: 살린
- Country: 한국

Check other participants' business cards.

Chat Window: saeyoung choi

Dinah Kwon
안녕하세요
20:39

1:1 text chat
메세지를 입력하세요.


6. Theater (Video Contents)



Click the screen you want.

Theater

6. Theater (Video Contents)



7. Promotional Booth

Namsan Seoul Tower

